


# Suggested Strategies to **ROCK** the Writing Assessment

- Analyze the Prompt
- Use a Thinking Map or Outline to Plan
- Plan Your Essay Before Writing
- Revise & Enhance Initial Draft
- Use Dictionary Tool as Needed
- Silently Review Final Draft to Check Punctuation and Grammar



# Informative/Explanatory

1

- An Introduction


2

- Information from the passages as support, use evidence from multiple sources if available; and avoid overly relying on one source

3

- A conclusion that is related to the information presented

Your response should be in the form of a multi-paragraph essay.



# Narrative

1

- A plot with a beginning, middle, and end

2

- Character development

3

- A descriptive ending


## Personal Narrative

Asks to write a narrative based on personal experience

## Picture Prompt

Includes picture or illustration along with some text to help prompt student to write a narrative, real or imagined.

Your response should be in the form of a multi-paragraph essay.



## Opinion (3-5)

1

- An introduction

2

- Support for your opinion using information from the passages

3

- A conclusion that is related to your opinion

## Argumentative (6-8)

1

- An introduction

2

- Address counterclaim

3

- Use evidence from multiple sources

Your response should be in the form of a multi-paragraph essay.



# Scoring Guidelines

1

Purpose, Focus, and Organization (1-4 points)

2

Development and Elaboration (1-4 points)

3

Conventions of Standard English (0-2 points)

**Student Friendly  
Writing Rubrics**

Grades 3-5 Rubric

Grades 6-8 Rubric

Your response should be in the form of a multi-paragraph essay.

